

AKKTOL

Hollow Wall Anchor Tool



BT-910
USER MANUAL

IMPORTANT: Read before Using.

Thank you for choosing to buy a AKKTOL product, please register your warranty, if you have any doubts left, welcome to contact us, we are here to help you.

Warranty Registration

3 easy ways to register your 2 year limited warranty.

Web

www.akkтол.com/register



support@akkтол.com

Facebook



@akkтол

Precautions

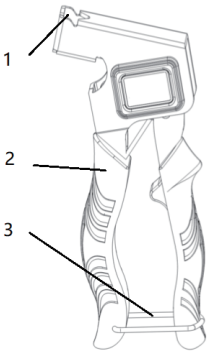
1. Before your start, please inspect the hollow wall anchor tool and accessories. Make sure they are all intact.
2. Keep the hollow wall anchor tool and accessories away from Children.

Technical description:

Name	Hollow wall anchor tool
Model	BT910
Weight	430g
Length	175mm (7")
Work schedule	14mm (9/16")
Metal cavity dowel specifications	M3,M4,M5,M6,M8

Product

- 1. Hollow wall anchor tool
- 2. handle
- 3. hook



Suitable for gecko hollow nail specifications:

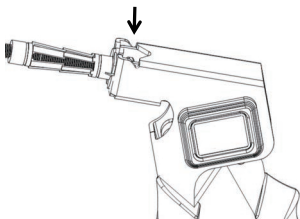


Metric	M3	M4	M5	M6	M8
Availability Sizes	●	●	●	●	●

Applicable profiles:air brick,wood,gypsum board and other plates, the main function is to fix the gecko hollow nail,it is can light weight object.

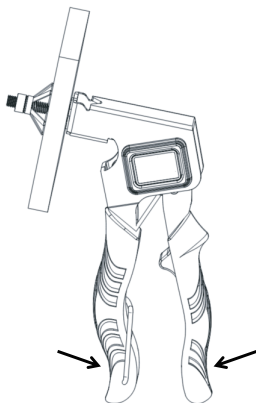
O

2. Screw the center gecko hollow nail of the hollow wail anchor into the head of the head u-shaped slot.

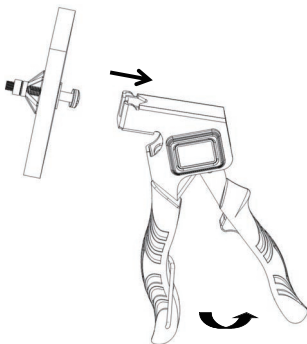


e

3. Place the hollow nail into the perforated member and press the handle to inflate the hollow nail into shape until it is firmly on the member.



4. Finally, open the handle and exit the nail gun.

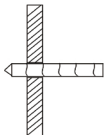


Check the video
on youtube

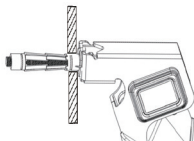


Hollow wall anchor tool work steps:

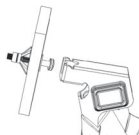
Drilling a suitable hole
In you needed
fixed parts.



Insert the gecko
hollow nail into
hole.



Close the handles
to rivet,
well then exit the
riveter.

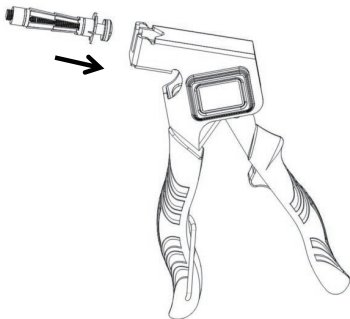


If you need drilling the hole, please refer to the size of the table below.

the hollow nail	M3	M4	M5	M6	M8
Drill hole size (D)	6	7	9	10	12

Operation instruction

1. Prepare the hollow wall anchor and open the handle



AKKTOL CUSTOMER CARE

If you have any doubts left, welcome to contact us, we are here to help you.

Web

www.akktol.com



support@akktol.com

Facebook



@akktol



Made in China

Yibei Technology (Shenzhen) Co., Ltd

13A10, Global Logistics Center, China South City, Pinghu,
Longgang, Shenzhen, China 518000

AKKTOL is a trademark of Yibei Technology (Shenzhen) Co., Ltd,
registered in the United States and other countries.