

背面

Tips

1. If your pets are afraid of the grinder at the first time, you can show the grinder to them and let them smell / listen, which will reduce some fear of them.
2. In the begining, you could adjust the motor speed into lowest speed, then adjust strong when your pets are suitable for grinder.
3. You can place your pet in a wide table, then they will be well behaved since they are afraid of high. You can also reward the pets with snacks simultaneously.

Notes

Please do not disassemble of the product arbitrarily. Please do not wash the product with water or store in humid environment. Please do not wipe or touch the switch with wet cloth or wet hand. The product should be cleaned with slightly wet cloth or neutral soap.

Customer Care

If you have any doubts left, welcome to contact us,

Facebook



@akktol



support@akktol.com

Web

www.akktol.com

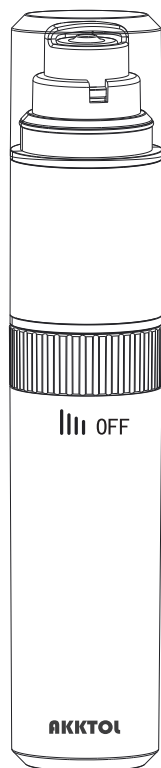
Yibei Technology (Shenzhen) Co., Ltd
13A10, Global Logistics Center, China South City,
Pinghu, Longgang, Shenzhen, China 518000



Made in China

This device complies with Part 15 of the FCC Rules. AKKTOL is a trademark of Yibei Technology (Shenzhen) Co., Ltd, registered in the United States and other countries.

正面

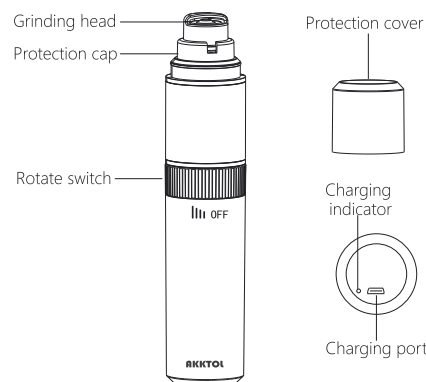


USER MANUAL

Please read the manual carefully before using

打开后第一面

Product Diagram



Product Specification

Name	Pet Nail Grinder
Model	PFS-111
Input	DC 5V/1000mA
Battery	Li-ion 18650 3.7V 7.4Wh
Charging Time	Approx. 3.5hrs
Operation Time	Approx. 20hrs
Rotating Speed	6300-8200RPM

Charging Method

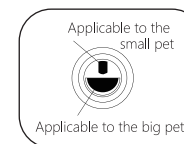
Please make sure the product's rotate switch turn into the OFF.

1. Insert the charging plug, Micro USB, into the slot of this product.
2. Insert the USB plug into the USB charger (5V 1000mA).
3. Confirm to insert the charger into the outlet.
4. The red indicator light flashes in the charging. After charging, the blue indicator lights up.

打开后第二面

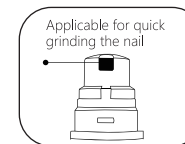
Method of Application

Please select the suitable port according to the pet's nail characteristics.



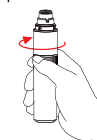
Applicable to the small pet

Applicable to the big pet

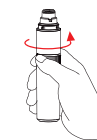


Applicable for quick grinding the nail

Open or Strengthen



Close or Weaken



When grinding the nail, please gently put the pet's nail into the nail grinding hole, and start the trimming.

The grinding time shall not be longer than 5seconds each time

Notes

If it is the first time to use grinder for your pet, it is suggested to grind the sharp or long nail of the pet first. Please not to grind too much and make the pet adapt to the nail grinder.

Please clean the impurities on the nail grinding wheel surface when the nail grinding effects are reduced.

Cleaning

1. Rotate the protection cap anticlockwise and take it down.
2. Start the nail grinder to make the nail grinding wheel rotate.
3. Gently touch the rotating nail grinding wheel with an eraser or a piece of cloth to remove the nail powder left on the grinding wheel surface.